

Learning Management System (LMS)



Written by: Abdul Rehman (LMS Manager) Ext:3315

Information Technology Resource Center and Data Bank (ITRC&DB)

University of Agriculture, Faisalabad

Contents

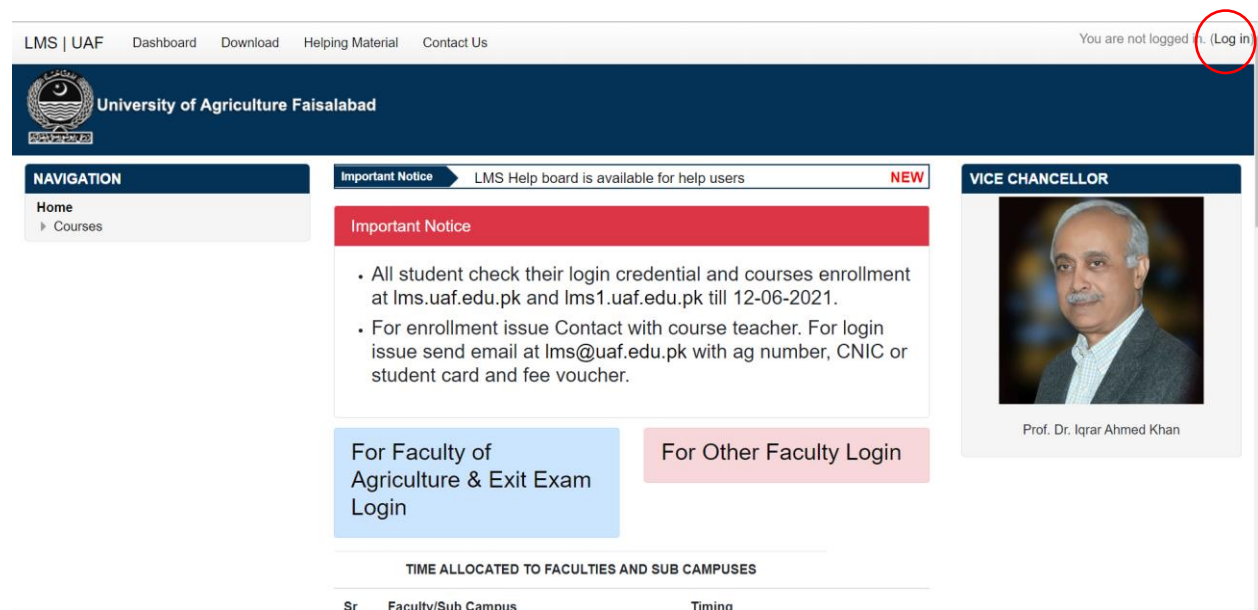
| | |
|---------------------------------------|----|
| Step1: Login to LMS | 3 |
| Step2: Create Class | 4 |
| Step3: Enroll Student..... | 6 |
| Step4: Upload Course Material | 9 |
| Step5: Upload Course Assignment | 12 |

Step1: Login to LMS

LMS is designed to help teachers and students communicate and collaborate, manage assignments peerlessly and stay organized.

You can access LMS from your browser by opening following URL.

lms.uaf.edu.pk



LMS | UAF Dashboard Download Helping Material Contact Us You are not logged in. (Log in)

University of Agriculture Faisalabad

NAVIGATION
Home
▶ Courses


Important Notice LMS Help board is available for help users **NEW**

Important Notice

- All student check their login credential and courses enrollment at lms.uaf.edu.pk and lms1.uaf.edu.pk till 12-06-2021.
- For enrollment issue Contact with course teacher. For login issue send email at lms@uaf.edu.pk with ag number, CNIC or student card and fee voucher.

For Faculty of Agriculture & Exit Exam Login **For Other Faculty Login**

VICE CHANCELLOR



Prof. Dr. Iqrar Ahmed Khan

TIME ALLOCATED TO FACULTIES AND SUB CAMPUSES

| Sr | Faculty/Sub Campus | Timing |
|----|--------------------|--------|
|----|--------------------|--------|

You need to login with your credential. (For getting credential, submit LMS request form). If you forget your username or password you can get it from this URL
http://lms.uaf.edu.pk/login/forgot_password.php

Step2: Create Class.

Only department LMS manager can create class and assign you as a teacher in your class.

For creating class go to your category (Faculty/Institute ----> Department -----> Current Semester) and click on add a new course.

The screenshot shows the LMS interface with the following elements:

- Top navigation: LMS | UAF, Dashboard, Download, Helping Material, Contact Us, Mirza Abdul Rehman (user profile).
- Header: Learning Management System
- Breadcrumbs: Home -> Courses -> ITRCDB -> Testing Department and Courses -> Spring 2020. A red box highlights this path.
- Text: Go to your required category.
- NAVIGATION menu:
 - Home
 - Dashboard
 - Site pages
 - My courses
 - Edu-620 Seminar 1(1-0), WEEKEND
 - Engineering Elective-III 3(3-0), Morning
 - CS-601 Internship 10(0-10), Morning, A1
 - Elective courses (2-3) 5, None
 - CS-101 Computer Science and Information Technology...
 - CS-702 Advanced Algorithm Analysis 3(2-1), Morning, A
 - CS-701 Software Applications 3(2-1), Morning, A1
 - CS-701 Advanced Theory of Computation 3(2-1), Morn...
 - Test-2003 test Course 12654 3(2-1), Morning
 - CS-202 Web Designing 3(2-1), None
 - More...
 - Courses
 - Faculty of Agricultural Engineering and Technology
 - Faculty of Agriculture
 - Faculty of Animal Husbandry
 - Faculty of Food Nutrition and Home Sciences
 - Faculty of Sciences
 - Faculty of Social Sciences
 - Faculty of Veterinary Science

- Course categories: ITRCDB / Testing Department and Courses / Spring 2020
- Search courses: [input field] Go
- Course list:
- CS-511 System Programming 3(2-1), None
Teacher: Mirza Abdul Rehman
- EDU-723 School, Community and Teacher 3(3-0), None
Teacher: Mirza Abdul Rehman
- ABG-501 Applied Poultry Breeding 2(1-1), Morning
Teacher: Mirza Abdul Rehman
- Buttons: Add a new course, Click Here (pointing to the 'Add a new course' button).

Enter all fields and click on save changes.

The screenshot shows the 'Add a new course' form with the following elements:

- Top navigation: LMS | UAF, Dashboard, Download, Helping Material, Contact Us, Mirza Abdul Rehman (user profile).
- Header: Learning Management System
- Breadcrumbs: Home -> Site administration -> Courses -> Manage courses and categories -> Add a new course
- NAVIGATION menu (same as in the previous screenshot).
- ADMINISTRATION menu:
 - Category: Spring 2020
 - Manage this category
 - Edit this category
 - Add a subcategory
 - Assign roles
- Form fields:
 - Category * (Testing Department and Courses)
 - Department/Institute/ Sub Category * (Spring 2020)
 - Semester * (Spring Semester 2020)
 - Program * (Postgraduate)
 - Course * (Test-123 Test 3(3-0))
 - Section * (Morning)
 - Teacher * (Mirza Abdul Rehman)
- Buttons: Save Changes, Click Here (pointing to the 'Save Changes' button).
- Red text annotations:
 - Faculty or Insitute name
 - Department Name
 - Current Semester
 - Degree Type
 - Course name (All courses are available you can search it from this drop down menu)
 - Choose your section
 - Here Enter Teacher Name of that class/course

Then you will redirect to teacher & student enrollment page.

Enrol users

Enrolment options

Select users:

Assign role:

Enrol users Cancel

Click here

Nothing to display

This course will show in dashboard of enrolled teacher and student.

Dashboard

LMS | UAF Dashboard Download Helping Material Contact Us

2029-ag-11 Testing as teacher

Home - Dashboard

Reset page to default Stop customising this page

NAVIGATION

- Home
- Dashboard
- Site pages
- My courses
 - Test-123 Test 3(3-0), Morning
 - CS-101 Computer Science and Information Technology...
 - ABG-401 Selection for Economic Traits in Farm Anim...
 - Test-2003 test Course 12654 3(2-1), Morning
 - Elective courses (2-3) 5, Morning, Evening
 - SES-612 Internship and External Evaluation 6(0-6)...
 - Edu-302 Classroom Management 3(3-0), Morning, A
 - EDU-723 School, Community and Teacher 3(3-0), None

| | |
|---|---------------------------|
| ABG-401 Selection for Economic Traits in Farm Animals 2(1-1), A | Summer 2017 |
| SES-612 Internship and External Evaluation 6(0-6), A2 | Spring Semester 2016-2017 |
| CS-101 Computer Science and Information Technology (for Sections A-H only) 2(0-2), None | Spring Semester 2018-2019 |
| Elective courses (2-3) 5, Morning, Evening | Spring Semester 2018-2019 |
| Test-2003 test Course 12654 3(2-1), Morning | Summer 2019 |
| Edu-302 Classroom Management 3(3-0), Morning, A | Winter Semester 2019-2020 |
| EDU-723 School, Community and Teacher 3(3-0), None | Spring Semester 2020 |
| Test-123 Test 3(3-0), Morning | Spring Semester 2020 |

Manage Course

Step3: Enroll student into your class

Open your course from your dashboard

LMS | UAF Dashboard Download Helping Material Contact Us 2029-ag-11 Testing as teacher

Home — Dashboard Customise this page

NAVIGATION

- Home
- Dashboard
- Site pages
- My courses
 - Test-123 Test 3(3-0), Morning
 - CS-101 Computer Science and Information Technology...
 - ABG-401 Selection for Economic Traits in Farm Anim...
 - Test-2003 test Course 12654 3(2-1), Morning
 - Elective courses (2-3) 5, Morning, Evening
 - SES-612 Internship and External Evaluation 6(0-6)...
 - Edu-302 Classroom Management 3(3-0), Morning, A
 - EDU-723 School, Community and Teacher 3(3-0), None
 - Courses

ONLINE USERS

3 online users (last 5 minutes)

- 2029-ag-11 Testing as teacher
- Mirza Abdul Rehman
- Dr. Muhammad Zahid

CALENDAR

| Mon | Tue | Wed | Thu | Fri | Sat | Sun |
|-----|-----|-----|-----|-----|-----|-----|
| | | | | | | 1 |
| 2 | 3 | 4 | 5 | 6 | 7 | 8 |
| 9 | 10 | 11 | 12 | 13 | 14 | 15 |
| 16 | 17 | 18 | 19 | 20 | 21 | 22 |
| 23 | 24 | 25 | 26 | 27 | 28 | 29 |
| 30 | 31 | | | | | |

March 2020

| | |
|---|---------------------------|
| ABG-401 Selection for Economic Traits in Farm Animals 2(1-1), A | Summer 2017 |
| SES-612 Internship and External Evaluation 6(0-6), A2 | Spring Semester 2016-2017 |
| CS-101 Computer Science and Information Technology (for Sections A-H only) 2(0-2), None | Spring Semester 2018-2019 |
| Elective courses (2-3) 5, Morning, Evening | Spring Semester 2018-2019 |
| Test-2003 test Course 12654 3(2-1), Morning | Summer 2019 |
| Edu-302 Classroom Management 3(3-0), Morning, A | Winter Semester 2019-2020 |
| EDU-723 School, Community and Teacher 3(3-0), None | Spring Semester 2020 |
| Test-123 Test 3(3-0), Morning | Spring Semester 2020 |

Manage Course

Click on course name

You are logged in as 2029-ag-11 Testing as teacher (Log out)
Home
Data retention summary

Then click on enrolled user button.

LMS | UAF Dashboard Download Helping Material Contact Us 2029-ag-11 Testing as teacher

Test-123 Test 3(3-0), Morning

Home — My courses — Test-123 Test 3(3-0), Morning Turn editing on

NAVIGATION

- Home
- Dashboard
- Site pages
- My courses
 - Test-123 Test 3(3-0), Morning**
 - Participants
 - Badges
 - Competencies
 - Grades
 - Topic 1
 - Topic 2
 - Topic 3
 - Topic 4
 - Topic 5
 - Topic 6
 - Topic 7
 - Topic 8
 - Topic 9
 - CS-101 Computer Science and Information Technology...
 - ABG-401 Selection for Economic Traits in Farm Anim...
 - Test-2003 test Course 12654 3(2-1), Morning
 - Elective courses (2-3) 5, Morning, Evening
 - SES-612 Internship and External Evaluation 6(0-6)...
 - Edu-302 Classroom Management 3(3-0), Morning, A
 - EDU-723 School, Community and Teacher 3(3-0), None
 - Courses

Test-123 Test 3(3-0), Morning
Mirza Abdul Rehman

Attendance Result Evaluation Form

Topic 1

Topic 2

Topic 3

Topic 4

Topic 5

Topic 6

Topic 7

Topic 8

Topic 9

ADMINISTRATION

- Course administration
 - Edit settings
 - Turn editing on
- Users**
 - Enrolled users**
 - Enrollment methods
 - Groups
 - Permissions
 - Other users
- Filters
 - Reports
- Gradebook setup
- Badges
- Backup
- Restore
- Import
- Reset
- Question bank

You are logged in as 2029-ag-11 Testing as teacher (Log out)
Home
Data retention summary

Click on enroll user to enroll student.

The screenshot shows the LMS interface with the following elements:

- Header: LMS | UAF | Dashboard | Download | Helping Material | Contact Us | Mirza Abdul Rehman
- Breadcrumb: Home - Courses - ITRCDB - Testing Department and Courses - Spring 2020 - Test-123 Test 3(3-0), Morning - Participants
- Left Navigation Menu: Home, Dashboard, Site pages, My courses (Edu-620 Seminar 1(1-0), WEEKEND, Engineering Elective-III 3(3-0), Morning, CS-601 Internship 10(0-10), Morning, A1, Elective courses (2-3) 5, None, CS-101 Computer Science and Information Technology..., CS-702 Advanced Algorithm Analysis 3(2-1), Morning, A, CS-701 Software Applications 3(2-1), Morning, A1, CS-701 Advanced Theory of Computation 3(2-1), Morn..., Test-2003 test Course 12654 3(2-1), Morning, CS-202 Web Designing 3(2-1), None, More..., Courses, ITRCDB, SUMMER 2017, Testing Department and Courses, Dr. Imran Mumtaz, Sum-Win, SUMMER 2017, Winter 2019-2020, Spring 2020, Test-123 Test 3(3-0), Morning, Participants, Course blogs, Notes, Mirza Abdul Rehman
- Main Content: Participants section with 'Enrollment Using Excel Sheet' form, 'No filters applied', 'Search keyword or select filter', 'Number of participants: 0', and alphabetical filters for First name and Surname.
- Callout: A red speech bubble with 'Click Here' pointing to the 'Enroll users' button.

Enter student registration number in search bar to select student from database. Student registration number must be in correct format. I-e 2019-ag-1 , 2019-ag-1234, 2017-ag-5675. System will auto show their name.

You can also upload it from excel sheet. Details step are mention here <http://lms.uaf.edu.pk/tutorial/>.

The screenshot shows the LMS interface with the 'Enroll users' dialog box open. The dialog box contains the following information:

- Enrolment options
- Select users: 2019-ag-1 Muhammad Sammer Iqbal Khan Muhammadsammermail@gmail.com
- Assign role: Student
- Buttons: Enrol users, Cancel

Red arrows point to the search bar and the role dropdown, with text annotations: 'Enter student registration number' and 'Role must be student'.

Step4: Upload course material

Teacher can share course notes, lectures slides, books and other helping material online with student and student can view and download it from their LMS portal.

Teacher can also make video of their lecture and upload it on LMS. (3rd parties video link can also be share here). Here method of uploading a file on LMS is mentioned.

Open your course and click on 'turn editing on' than you can upload and edit your course material. Then click on 'Add an activity or recourse'.

The screenshot displays the LMS interface for a course titled "Test-123 Test 3(3-0), Morning". The top navigation bar includes "LMS | UAF", "Dashboard", "Download", "Helping Material", and "Contact Us". The user is logged in as "2029-ag-11 Testing as teacher".

The main content area shows the course title and a "Turn editing off" button. Below this, there are buttons for "Attendance", "Result", and "Evaluation Form". A list of topics (Topic 1 to Topic 4) is visible, each with an "Add an activity or resource" button and an "Edit" option.

A dialog box titled "Add an activity or resource" is open, showing a list of activity types: Forum, Glossary, Lesson, Quiz, SCORM package, Survey, Wiki, and Workshop. Under the "RESOURCES" section, there are options for Book, File, Folder, IMS content package, Label, Page, and URL. The "File" option is highlighted with a red box and a red arrow pointing to it, with the text "Choose which type of material you need to upload".

Red annotations include: "Click here to turn on editing." with an arrow pointing to the "Turn editing off" button; "Click here" with an arrow pointing to the "Add an activity or resource" button; and "Click here" with an arrow pointing to the "Add" button at the bottom of the dialog box.

You must need to provide a name here. File description in optional you can skip this.

LMS | UAF Dashboard Download Helping Material Contact Us 2029-ag-11 Testing as teacher

Test-123 Test 3(3-0), Morning

Home - My courses - Test-123 Test 3(3-0), Morning - Adding a new File

NAVIGATION

- Home
- Dashboard
- Site pages
- My courses
 - Test-123 Test 3(3-0), Morning**
 - Participants
 - Badges
 - Competencies
 - Grades
 - Topic 1
 - Topic 2
 - Topic 3
 - Topic 4
 - Topic 5
 - Topic 6
 - Topic 7
 - Topic 8
 - Topic 9
 - CS-101 Computer Science and Information Technology...
 - ABG-401 Selection for Economic Traits in Farm Anim...
 - Test-2003 test Course 12654 3(2-1), Morning
 - Elective courses (2-3) 5, Morning, Evening
 - SES-612 Internship and External Evaluation 6(0-6)...
 - Edu-302 Classroom Management 3(3-0), Morning, A
 - EDU-723 School, Community and Teacher 3(3-0), None

ADMINISTRATION

- Course administration
 - Edit settings
 - Turn editing off
 - Users
 - Filters
 - Reports
 - Gradebook setup
 - Badges
 - Backup
 - Restore
 - Import
 - Reset
 - Question bank

ADD A BLOCK

Add...

Adding a new File

Expand all

General

Name: Lecture # 1 Slides **Enter here file name**

Description: **Write here file description.**

Display description on course page

Select files: **Upload a file from your computer here.**

Appearance

Common module settings

Restrict access

Tags

Competencies

Click here

Save and return to course Save and display Cancel

There are required fields in this form marked .

Moodle Docs for this page

You are logged in as 2029-ag-11 Testing as teacher (Log out)
Test-123 Test 3(3-0), Morning
Data retention summary

Click on “upload a file” than choose file from your computer and click on upload this file.

The screenshot shows the LMS interface for 'Test-123 Test 3(3-0), Morning'. The 'Adding a new File' section is active, with a 'Name' field containing 'Lecture # 1 Slides' and a 'Description' field. A 'File picker' dialog is overlaid, showing the 'Upload a file' option selected in the left sidebar. The 'Attachment' field shows 'attachment_...a746.pptx' selected. The 'Upload this file' button is highlighted with a red box.

Course Home Page

The screenshot shows the LMS Course Home Page for 'Test-123 Test 3(3-0), Morning'. The page includes a navigation sidebar, course details (Mirza Abdul Rehman), and a list of resources. The resource 'Lecture # 1 Slides' is highlighted with a red box and a callout box that says 'Course Lec # 1 Slides'. The 'Add an activity or resource' button is visible at the bottom right.

Step5: Upload Course Assignment

Teacher can upload assignment and student need to submit it online. Than teacher can grade submitted assignments online, also mention their remarks online.

The screenshot displays the LMS interface for a course titled "Test-123 Test 3(3-0), Morning". The user is logged in as "2029-ag-11 Testing as teacher". The main content area shows a list of topics, each with an "Add an activity or resource" button. A modal dialog box titled "Add an activity or resource" is open, showing a list of activities. The "Assignment" activity is selected, and a red arrow points to it with the text "Click here to upload assignment". The dialog box also contains a description of the assignment activity and a "More help" link. The background shows a navigation menu on the left and a list of topics on the right.

Test-123 Test 3(3-0), Morning

Home - My courses - Test-123 Test 3(3-0), Morning - Adding a new Assignment to Topic

NAVIGATION

- Home
- Dashboard
- Site pages
- My courses
 - Test-123 Test 3(3-0), Morning**
 - Participants
 - Badges
 - Competencies
 - Grades
 - General
 - Topic 1
 - Topic 2
 - Topic 3
 - Topic 4
 - Topic 5
 - Topic 6
 - Topic 7
 - Topic 8
 - Topic 9
 - CS-101 Computer Science and Information Technology...
 - ABG-401 Selection for Economic Traits in Farm Anim...
 - Test-2003 test Course 12654 3(2-1), Morning
 - Elective courses (2-3) 5, Morning, Evening
 - SES-612 Internship and External Evaluation 6(0-6)...
 - Edu-302 Classroom Management 3(3-0), Morning, A
 - EDU-723 School, Community and Teacher 3(3-0), None
 - Courses

ADMINISTRATION

- Course administration
 - Edit settings
 - Turn editing off
 - Users
 - Filters
 - Reports
 - Gradebook setup
 - Badges
 - Backup
 - Restore
 - Import
 - Reset
 - Question bank

ADD A BLOCK

Add...

Adding a new Assignment

Enter Assignment Name

General

Assignment name

Description

Rich text editor with icons for text formatting, lists, links, images, and attachments.

Here Assignment Description

Display description on course page

Additional files

File upload area with a dashed box and a downward arrow. Text: "You can drag and drop files here to add them."

Choose assignment file from your computer

Availability

Allow submissions from: 18 March 2020 00:00

Due date: 25 March 2020 00:00

Cut-off date: 1 April 2020 00:00

Remind me to grade by: 1 April 2020 00:00

Choose Start date, Due date, Cut-Off Date

Submission types

Submission types: Online text File submissions

Word limit: Enable

Maximum number of uploaded files: 20

Maximum submission size: Site upload limit (20MB)

Accepted file types: Choose

Choose Submission Type

- Feedback types
- Submission settings
- Group submission settings
- Notifications
- Grade
- Common module settings
- Restrict access
- Tags
- Competencies

Click here to save. After this student can see this assignment

Save and return to course Save and display Cancel

There are required fields in this form marked .

Moodle Docs for this page

Course Home Page

LMS | UAF Dashboard Download Helping Material Contact Us 2029-ag-11 Testing as teacher

Test-123 Test 3(3-0), Morning

Home - My courses - Test-123 Test 3(3-0), Morning Turn editing off

Test-123 Test 3(3-0), Morning
Mirza Abdul Rehman

Attendance Result Evaluation Form

Lecture # 1 Slides **Lecture Slides.** Edit +
+ Add an activity or resource

Topic 1 **Assignment** Edit +
Assignment # 1 Edit +
+ Add an activity or resource

Topic 2 Edit +
+ Add an activity or resource

Topic 3 Edit +
+ Add an activity or resource

Topic 4 Edit +
+ Add an activity or resource

NAVIGATION

- Home
- Dashboard
- Site pages
- My courses
 - Test-123 Test 3(3-0), Morning**
 - Participants
 - Badges
 - Competencies
 - Grades
 - General
 - Topic 1
 - Topic 2
 - Topic 3
 - Topic 4
 - Topic 5
 - Topic 6
 - Topic 7
 - Topic 8
 - Topic 9
 - CS-101 Computer Science and Information Technology...
 - ABG-401 Selection for Economic Traits in Farm Anim...
 - Test-2003 test Course 12654 3(2-1), Morning
 - Elective courses (2-3) 5, Morning, Evening

Microsoft Teams

Microsoft Teams is a unified communication and collaboration platform that combines persistent workplace chat, video meetings, file storage, and application integration. We integrate it with our existing LMS. To use this tool you must have **Microsoft Account**.

Open course in which you want to share your Microsoft Teams Link.

Course Home Page

First, you need to turn on Editing. (Press Turn Editing on Button on top right side)

Test-123 Test 3(3-0), Morning

Turn on Editing

Turn editing off

NAVIGATION

- Home
- Dashboard
- Site pages
- My courses
 - Test-123 Test 3(3-0), Morning**
 - Participants
 - Badges
 - Competencies
 - Grades
 - General
 - Topic 1
 - Topic 2
 - Topic 3
 - Topic 4
 - Topic 5
 - Topic 6
 - Topic 7
 - Topic 8
 - Topic 9
 - CS-101 Computer Science and Information Technology...
 - ABG-401 Selection for Economic Traits in Farm Anim...
 - Test-2003 test Course 12654 3(2-1), Morning
 - Elective courses (2-3) 5, Morning, Evenina

Test-123 Test 3(3-0), Morning
Mirza Abdul Rehman

Attendance Result Evaluation Form

Lecture # 1 Slides

Topic 1

Assignment # 1

Topic 2

Topic 3

Topic 4

Click Here

You can either choose assignment, Lesson, Books, etc.

Click Here

Click Here

Engineering Elective-III 3(3-0), Morning

CS-601 Internship 10(0-10), Morning, A1

Elective courses (2-3) 5, None

CS-101 Computer Science and Information Technology...

CS-702 Advanced Algorithm Analysis 3(2-1), Morning, A

CS-701 Software Applications 3(2-1), Morning, A1

CS-701 Advanced Theory of Computation 3(2-1), Morn...

Test-2003 test Course 12654 3(2-1), Morning

CS-202 Web Designing 3(2-1), None

More...

Courses

ITRCDB

SUMMER 2017

Testing Department and Courses

Dr. Imran Mumtaz

Sum-Win

SUMMER 2017

Winter 2019-2020

Spring 2020

Test-123 Test 3(3-0), Morning

Participants

Badges

Competencies

Grades

General

Topic 1

Topic 2

Topic 3

Topic 4

Topic 5

Topic 6

Topic 7

Topic 8

Topic 9

Activities

Assignment

Chat

Choice

Database

External tool

Feedback

Forum

Glossary

Lesson

Quiz

SCORM package

Survey

Wiki

Workshop

Resources

Add Cancel

The lesson activity module enables a teacher to deliver content and/or practice activities in interesting and flexible ways. A teacher can use the lesson to create a linear set of content pages or instructional activities that offer a variety of paths or options for the learner. In either case, teachers can choose to increase engagement and ensure understanding by including a variety of questions, such as multiple choice, matching and short answer. Depending on the student's choice of answer and how the teacher develops the lesson, students may progress to the next page, be taken back to a previous page or redirected down a different path entirely.

A lesson may be graded, with the grade recorded in the gradebook.

Lessons may be used

...ated revision, with different

...of revision questions depending

... upon answers given to initial questions

Adding a new Lesson to Topic 2

General

Name

Write Any Topic Name

Description

Rich text editor toolbar with icons for text color, background color, bold, italic, bulleted list, numbered list, link, and unlink.

Write here description for this topic also mention date and time.

Click Here

Display description on course page

Appearance

Availability

Flow control

Grade

Common module settings

Restrict access

Tags

Competencies

Save and return to course

Save and display

Cancel



Create Teams meeting



Welcome to Microsoft Teams meetings

Bring educators and students together with online meetings in Teams.
Sign in to Microsoft Teams using your school account to get started.

[Click Here](#) [Sign in](#)

Your meeting URL

Open in new window

[Add link](#)



Sign in

Enter your official Email id

No account? [Create one!](#)

[Can't access your account?](#)

[Sign-in options](#)

Back

Next

Click Here



← [redacted]@uaf.edu.pk

Enter password

.....|

Enter Password

[Forgot my password](#)

Sign in

Click Here

Create Teams meeting



Click Here

Create Teams meetings for your course.

Get started on Teams by creating a meeting you can share with people in your course.

Create meeting link

Your meeting URL


Open in new window


Add link

Create Teams meeting

Create Teams meeting

New meeting Create Cancel

 Microsoft Meeting Testing 1

 Apr 1, 2020 11:00 PM →

Apr 2, 2020 12:00 AM 1h

Your meeting URL

Open in new window


Add link

Enter Meeting Title You can also mention date and time

Click Here

Create Teams meeting

Create Teams meeting



Meeting "Microsoft Meeting Testing 1" was created successfully!

Go to meeting

Meeting Options

Your meeting URL

https://teams.microsoft.com/l/meetup-join/19%3ameeting_YTMzYTE2OWUtODc1ZS00YzQzLWl

Open in new window

Add link

Click Here

Adding a new Assignment to Topic 4

Expand all

General

Assignment name

Enter Name

Description



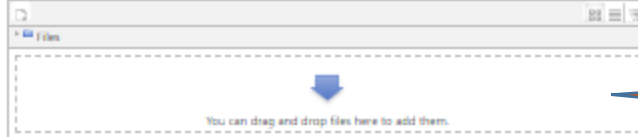
https://teams.microsoft.com/join/19%3ameeting_MjhtNjE4NjQ2ZWVhZDZlY0UwLWZlM0YmNjYAsZGZlM2Rm%40thread.v2?context=%2F%221a%22%3a%225d8996c-8b72-48e4-9b91-cbf79d87ee3a%22%3a%2222d9%22%3a%2244e7943f-977a-4659-8b70-527188661049%22%3d

Mention Description about Meeting

Display description on course page

Additional files

Maximum size for new files: Unlimited



You can also upload files

Availability

Allow submissions from 2 April 2020 00:00 Enable
Due date 9 April 2020 00:00 Enable
Cut-off date 16 April 2020 00:00 Enable
Remind me to grade by 16 April 2020 00:00 Enable
Always show description

Submission types

Submission types Online text File submissions

Word limit Enable

Maximum number of uploaded files 3

Maximum submission size 5MB

Accepted file types

Choose

No selection

Feedback types

Submission settings

Group submission settings

Notifications

Grade

Common module settings

Restrict access

Tags

Competencies



Save and return to course

Save and display


Cancel



Click Here

Course Home Page

•  Lecture # 1 Slides  Edit ▾


+ Add an activity or resource



✚ **Topic 1**  Edit ▾

•  Assignment # 1  Edit ▾

Hidden from students

+ Add an activity or resource

✚ **Topic 2**  Edit ▾

•  Enter Here Title  Edit ▾

https://teams.microsoft.com/l/meetup-join/19%3ameeting_M2Y2MjY4MmUtMzU1OC00YWl2LTgzZmItNGVmYml3NWRmMTk5%40thread.v2/0?context=%7b%22Tid%22%3a%2275df096c-8b72-48e4-9b91-cbf79d87ee3a%22%2c%22Oid%22%3a%2244a7941f-971e-4659-8b70-52f186661049%22%7d

+ Add an activity or resource



Here the Link to Join Meeting

Teacher need to join this meeting from their official email account. Student can join from their mobile or laptop.